

COMPRAG®

positive displacement



#1

MOISTURE MANAGEMENT
DRAIN VALVES

Mechanical Float Drain Valve FD series

WORKS WITHOUT LOSS OF COMPRESSED AIR.



A FD floating drain valve is the most effective of all solutions to the conclusion of the condensate system. It works without any loss of compressed air, is easy to install and requires no power connection.

Equipped with a valve for flushing the system and functional testing and control.



Features



Drain is installed below pressure vessel, filter element, dryer, cyclone separator or similar pressure system element. Through G 1/2" upper inlet port (1) on the top condensate accumulates in the drain reservoir (4).

Increasing water level rise the floating buoyancy. When the condensate level is high enough the floater unblocks the discharge orifice and the condensate is purged out through G 1/2" output connection (2).

When condensate level drops floater drops with it and blocks the discharge orifice. This operation prevents air loss.

Advantages:

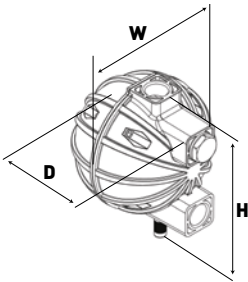
- Works with oil contaminated condensate
- Works without loss of compressed air
- Does not require a power connection
- Easy installation
- Reliable and durable design

General information

Technical data drain valve FD series

Article	Model	Screw connection	Air flow (m ³ /min)	Max. working pressure (bar)
13300025	FD	G1/2"	[7 bar] 2,80 [13 bar] 3,40	13

Dimensions of drain valve FD series



Model	Depth D (mm)	Width W (mm)	Height H (mm)	Weight (kg)
FD	135	110	130	0,6

*When installed on a compressor. When installed on other components of the compressed air line, such as dryers, filters, etc., the capacity value may increase.

Timed Solenoid Drain Valve TD-series



A TD drain valve is the most popular and the cheapest solution for the condensate removal process. It features a compact design and can be installed in any position in the compressed air line.

Service kit drain valve TD/ TD-COMBI



Manufactured using a solid brass casing and reliable solenoid valve with and electronic timer to control periodic operation.

It is Equipped with a „TEST“ button to verify functionality and drain condensate manually.

VERSION:

TD condensate drain valves with separate ball valve / dirt strainer.

TD COMBI condensate drain valves with inbuilt ball valve / dirt strainer.

Advantages:

- Optional positioning
- Compact size
- IP65 rated for outdoor use
- Easy installation
- Reliable and durable design

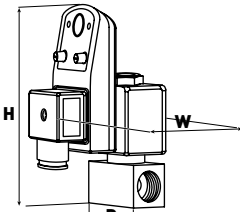
General information

Technical data drain valve TD / TD COMBI series

Article	Model	Screw connection	Air flow (m ³ /min)	Max. working pressure (bar)	Rated voltage (Phase/V/Hz)
13300010	TD	G1/2"	60,00	16	1/230/50
13300015	TD COMBI	G1/2"	60,00	16	1/230/50
Article	Description				
13300016	Service kit drain valve TD TD-COMBI				

Dimensions of drain valve TD / TD COMBI series

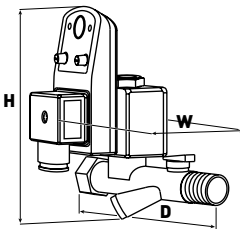
Model TD



Model	Depth D (mm)	Width W (mm)	Height H (mm)	Weight (kg)
TD	47	88	110	0,42
TD COMBI	92	88	125	0,55

*When installed on a compressor. When installed on other components of the compressed air line, such as dryers, filters, etc., the capacity value may increase.

Model TD COMBI



Electronic level-controlled drain valve ED series


WORKS WITHOUT LOSS OF COMPRESSED AIR.



The electronic level-controlled condensate drain valve is the most modern of all condensate drains. It works without loss of compressed air, based on the signal from the built-in capacitive sensor.

It is Equipped with a „TEST“ button to verify functionality and to drain condensate manually.

Features



The condensate collects in a space inside the valve housing (1). A capacitive sensor (2) permanently monitors the fill level. When the maximum condensate level is reached, the sensor gives the command to open the solenoid valve (3).

The solenoid valve opens and removes the condensate from the compressed air system. When the minimum condensate level is reached, the solenoid valve closes, thus preventing loss of compressed air.

Advantages:

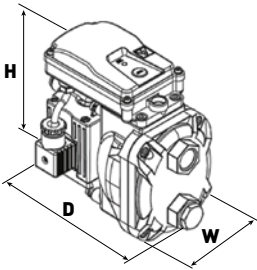
- Works without loss of compressed air
- With built-in dirt trap as standard
- Horizontal or vertical installation
- Modular solenoid valve block for quick exchange

General information

Technical data drain valve ED series

Article	Model	Screw connection	Air flow (m ³ /min)	Max. working pressure (bar)	Rated voltage (Phase/V/Hz)
13300017	ED-10	G1/2"	10,00	16	1/230/50
13300018	ED-20	G1/2"	20,00	16	1/230/50
13300019	ED-30	G1/2"	30,00	16	1/230/50

Dimensions of drain valve ED series



Model	Depth D (mm)	Width W (mm)	Height H (mm)	Weight (kg)
ED-10	133	76	147	0,5
ED-20	140	85	166	0,7
ED-30	170	99	162	1,2



Comprag GmbH
www.comprag.com